



Enrich your life! Become bilingual!
Maria Oliveira's LANGUAGE LEARNING

Spanish For Professionals Medical Vocabulary

SAMPLE EXERCISES

**DONWLOADBLE LESSONS
NOW AVAILABLE**

at

www.spanish-classes-courses.com

By

MARIA LEONOR OLIVEIRA, M.A.

© All rights reserved

Note to the teacher

In this booklet you will find samples of exercises and an answer key from the Spanish for Professionals Medical Vocabulary Workbook by Maria Oliveira.

This program has been used successfully in adult education for 10 years.

You will also find the Workbook's complete table of contents to demonstrate the scope and range of the vocabulary and grammar covered in this series.

For more information or to place an order call **707-745-8267**

or e-mail us at maria@spanish-classes-courses.com

We offer quantity discounts to any Adult School teacher
using our books.

For more information about our materials and classes in Mexico

Please visit our web sites at

www.marialanguages.com
www.spanish-classes-courses.com
www.learn-to-speak-portuguese.com
www.study-portuguese-abroad.com

NOTE TO THE STUDENT:

Spanish for Health Care Professionals is a specialized program designed to help health care providers communicate with their patients in Spanish. This program consists of names of body parts, action verbs and phrases.

The 60 minute audio cassette / CD provides the correct pronunciation of over 150 words. This vocabulary is divided into 10 lessons. Each lesson consists of 3 parts: the introduction of the new vocabulary, guided practice and translation. These oral practice exercises give the student the confidence needed to communicate effectively. The 52 page Read Along and Workbook offers the opportunity to follow the content of the lessons while listening to them and to apply the skills acquired by completing the 40 written exercises. This Workbook also furnishes the correct answers to the exercises to assure progression and understanding.

This program is beneficial to any Spanish learning student in the health care profession. If you are a beginner or an advanced student eager to increase vocabulary or improve your pronunciation and communication, this program will provide the tools needed.

¡Buena Suerte!

Maria Oliveira

CONTENTS

CD / Tape 1, Side A			1
Lesson 1	Part 1 Part 2	The Head - External Parts	1
Lesson 2	Part 1 Part 2	The Head - Internal Parts	2
Lesson 3	Part 1 Part 2	The External Parts of the Body - Neck to the Waist	3
Lesson 4	Part 1 Part 2	The External Parts of the Body - Waist to the Feet	4
Lesson 5	Part 1 Part 2	The Interior Parts of the Body	5
Lesson 6	Part 1 Part 2	The Skeleton	6
Tape 1, Side B			7
Lesson 7	Part 1 Part 2	Female and Male Reproductive Organs	7
Lesson 8	Part 1 Part 2	Body Fluids	8
Lesson 9	Part 1 Part 2 Part 3 Part 4 Part 5 Part 6	Regular AR Verbs	8
Lesson 10	Part 1 Part 2 Part 3 Part 4		11
Practice Exercises			14

THE HUMAN BODY EL CUERPO HUMANO

Lesson 1 Part 1

THE HEAD LA CABEZA**External Parts**

Let's learn the external parts of the head. Vocabulary will be presented first in English and then in Spanish. *Listen carefully.*

- | | | | |
|---------|------------|---------------|--------------|
| 1. head | la cabeza | 9. forehead | la frente |
| 2. face | la cara | 10. eyebrows | las cejas |
| 3. hair | el cabello | 11. eyelashes | las pestañas |
| 4. ears | las orejas | 12. chin | la barbilla |

Lesson 5 Part 1

THE INTERIOR PARTS OF THE BODY

Now let's learn the names of some interior parts of the body. Vocabulary will be introduced first in English and then in Spanish. *Listen carefully.*

- | | | | |
|------------|--------------|---------------------|----------------------|
| 1. heart | el corazón | 8. nerve | el nervio |
| 2. liver | el hígado | 9. bladder | la vejiga |
| 3. lungs | los pulmones | 10. intestines | los intestinos |
| 4. kidney | el riñón | 11. small intestine | el intestino delgado |
| 5. stomach | el estómago | 12. large intestine | el intestino grueso |
| 6. vein | la vena | 13. gall bladder | la vesícula biliar |
| 7. tendon | el tendón | | |

Listen carefully and then *repeat* after the instructor. Vocabulary will be stated twice in Spanish.

- | | |
|-----------------|--------------------------|
| 1. el corazón | 8. el nervio |
| 2. el hígado | 9. la vejiga |
| 3. los pulmones | 10. los intestinos |
| 4. el riñón | 11. el intestino delgado |
| 5. el estómago | 12. el intestino grueso |
| 6. la vena | 13. la vesícula biliar |

7. el tendón

Lesson 5 Part 2

Let's practice by translating the English words into Spanish. After a brief pause, the correct answers will be stated. *Listen carefully.*

- | | | | |
|------------|--------------|---------------------|----------------------|
| 1. heart | el corazón | 8. nerve | el nervio |
| 2. liver | el hígado | 9. bladder | la vejiga |
| 3. lungs | los pulmones | 10. intestines | los intestinos |
| 4. kidney | el riñón | 11. small intestine | el intestino delgado |
| 5. stomach | el estómago | 12. large intestine | el intestino grueso |
| 6. vein | la vena | 13. gall bladder | la vesícula biliar |
| 7. tendon | el tendón | | |

Lesson 10 Part 1

Now let's conjugate one of the **ar** verbs using the appropriate endings. The endings to conjugate **ar** verbs in the present tense are: **o, as, a, amos, áis an**

yo estronudo	nosotros estronud amos
tú estronudas	vosotros estronud áis
él estronuda	ellos estronud an
ella estronuda	ellas estronud an
usted estronuda	ustedes estronud an

All other **ar** verbs introduced in this tape are conjugated in the same way.

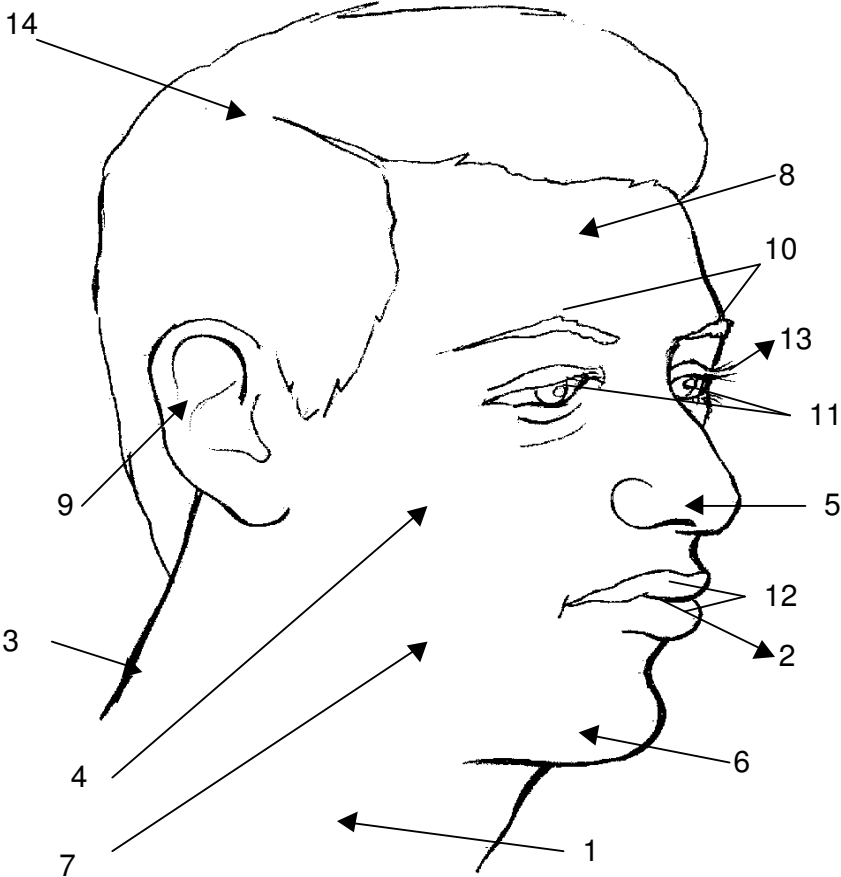
Lesson 10 Part 2

Now let's practice a few sentences in order to use the verbs learned. Sentences will be stated first in English and then in Spanish. *Listen carefully.*

1. My heart is beating rapidly and I am short of breath.
Mi corazón golpea y me corta la respiración.
2. My feet swell up a lot during the day.
Mis pies hinchán mucho durante el día.
3. I urinate often and I have a lot of pain.
Yo orino a menudo y tengo mucho dolor.

Ejercicio 4

Name the parts of the head according to the numbers.



Ejercicio 1

Match the following English words to their Spanish equivalents.

- | | | |
|----------|-------|------------|
| 1. Head | _____ | a. boca |
| 2. Face | _____ | b. nuca |
| 3. Hair | _____ | c. cabeza |
| 4. Ears | _____ | d. frente |
| 5. Mouth | _____ | e. cara |
| 6. Lips | _____ | f. cabello |

Ejercicio 12

Complete the sentences by translating the English words. Then insert each word in the puzzle according to the clues.

1. El sol me quema la _____(skin).
2. Tengo que ver el doctor porque me duele el _____(breast) de la derecha.
3. Antonio tiene dolor en el _____(chest).
4. Ella dice que le duele la _____(back).

Ejercicio 25

Unscramble the words to form sentences.

1. el / de / El / doctor / paciente. / llamar / acaba
-

2. ojos. / en / tiene / lágrimas / los / Ella
-

Ejercicio 29


Translate the English words into Spanish and then insert each word into the puzzle.

Horizontal

1. to raise _____
2. to burn _____
3. to fracture _____
4. to inject _____
5. to take off _____

Vertical

1. to take out _____
2. to need _____
3. to bleed _____
4. to help _____
5. to take _____



Ejercicio 38

Read the following dialogues in Spanish. The English translation is provided to aid with the understanding of the new vocabulary. Refer to it when necessary.

Situation # 1 Spanish

Una persona que tiene **catarro** y tiene que ir al médico.

Paciente - Hola. Me llamo José Salvador. Necesito hacer una cita con un doctor.

Recepcionista - Tiene seguridad médica.

Paciente - Sí.

Recepcionista - El número de la póliza.

Paciente - 12233445

Recepcionista - ¿Qué problema de salud tiene?

Paciente - Me siento muy mal. Creo que tengo gripa. Necesito hablar con el doctor lo más pronto posible.

Recepcionista - Tenemos un lugar a las 3:00 de la tarde con el doctor Smith. ¿Está bien?

Paciente - Sí. Gracias.

The patient arrives at the doctor office and approaches the receptionist.

Paciente - Buenas tardes. Yo soy José Salvador. Tengo una cita con el doctor Smith esta tarde a las 3:00.

Recepcionista - Por favor siéntese y espere en la sala de espera. La enfermera le llamará lo más pronto posible.

Conversation between patient and nurse.



Enfermera - ¿Señor Salvador?

Paciente - Sí. Yo soy el señor Salvador.

Enfermera - Pase por aquí. Siéntese en esta silla, por favor. Le Voy a medir su presión sanguínea y su temperatura.

SAMPLE ANSWER KEY


Ejercicio 1

c, e, f, j, a, k, m, g, d, h, l, o, n, i, b

Ejercicio 2

- | | | |
|------------|------------|--------------|
| 1. ojos | 5. frente | 9. cuello |
| 2. boca | 6. nariz | 10. pestañas |
| 3. labios | 7. cara | 11. orejas |
| 4. cabello | 8. mejilla | 12. cabeza |

Ejercicio 3



Ejercicio 4

- | | | |
|------------|-------------|--------------|
| 1. cuello | 6. barbilla | 11. ojos |
| 2. boca | 7. cara | 12. labios |
| 3. nuca | 8. frente | 13. pestañas |
| 4. mejilla | 9. oreja | 14. cabello |
| 5. nariz | 10. cejas | |

Ejercicio 5

g, h, k, l, j, a, i, b, c, d, e, f

Ejercicio 6

dientes, lengua, ventanas nasales, oído, garganta, encías

Ejercicio 7

boca, nariz, oído, dientes, garganta, ojos, cabeza, labios, orejas, encías